

Sample Set – as decision support tool

Article no. 5 7203 050

L x W x H: 150 x 280 x 300 mm

- made of 19 mm panels in concrete look
- with pre-installed electrified shelf support rail
- including power-supplying end caps
- including 12V-6W power supply unit with 1,5 m power cord and Europlug

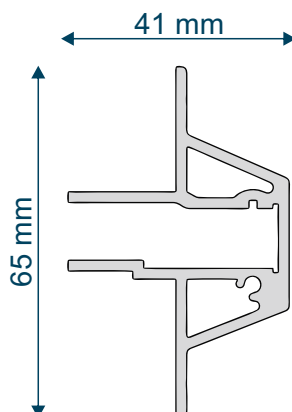
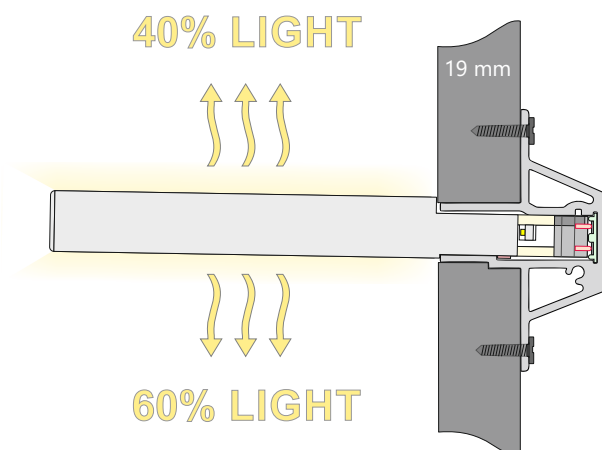


One luminous shelf

- dimensions (L x W): 180 x 210 mm (visible shelf depth: 170 mm)
- overall thickness (H): 14 mm
- LED colour: white, 4,000 K (± 10%)
- Edge banding: 1 mm ABS banding, concrete look, on three sides
- Light distribution: approx. 40% upwards / 60% downwards
- LED voltage supply through spring pin contacts

Price: 99.00 €

excluding VAT (19%) and shipping

MUST HAVE



Technical modifications reserved. Content is protected by copyright.

July 2021